

Individualised Living Options (ILO)

**A new way to live
independently
with the NDIS**

Housing and Accommodation
Conference 2022



Today...

- Introduction
- Individualised Living Options (ILO) overview
- How Hireup can help

Ask all the questions!

What's Individualised Living Options (ILO)?

Housemate

Housemate may receive either a payment or reduced or subsidised rent depending on the type and intensity of support provided

Host

Similar to housemate arrangement, except the person with disability moves into some else's home

Living Alone

Supported by a network of informal and formal supports (e.g. oncall or concierge supports)

Living Together

Can live with other people with disability, chosen on the basis of friendship, common interest etc.

Why we love ILO

*"Loving my new place and the freedom it's bringing.
First time ever I've felt like I'm in control of my own life."*

“It depends”

Hireup

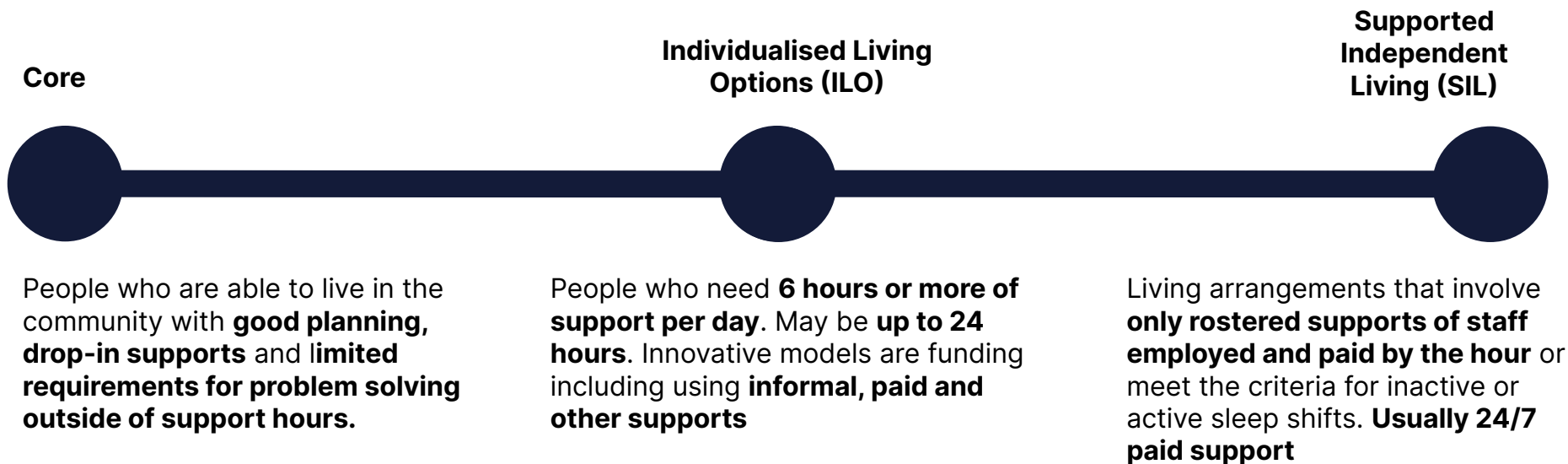


[Hireup.com.au](https://hireup.com.au)

**What's stopping
you from moving
out of home
tomorrow?**



How does ILO fit into other NDIS home and living options?



Am I eligible for ILO funding?

- Are you 18 or over?
- Do you need help at home for at least 6 hours each day?
- Are you ready to explore your home and living needs?
- Are you be willing to invest time and effort?
- Are your family or friends willing to be part of your ILO supports?

Note: We can also use core

The process to get ILO funding

Stage 0: Home and Living Supports Request

This stage is about **signalling to the NDIA** that the person with disability would like support to achieve a housing goal

Submit Home and Living Supports Request Form + Change of Circumstances

Stage 1: Exploration and Design

This stage enables the person with disability to choose a provider to work with them. Together with the provider they **explore their home and living aspirations** and what they might need to be supported in their home. They **design a living arrangement that focuses on their preferences and needs**.

Submit ILO Service Proposal

Stage 2: Support, monitoring & redesign

This stage is about **finding and implementing the supports** the person with disability needs to live the way they want, **monitoring and adjusting** their supports as needs change.

It's time to start discussing some of those big questions

What's your vision for your ideal home?

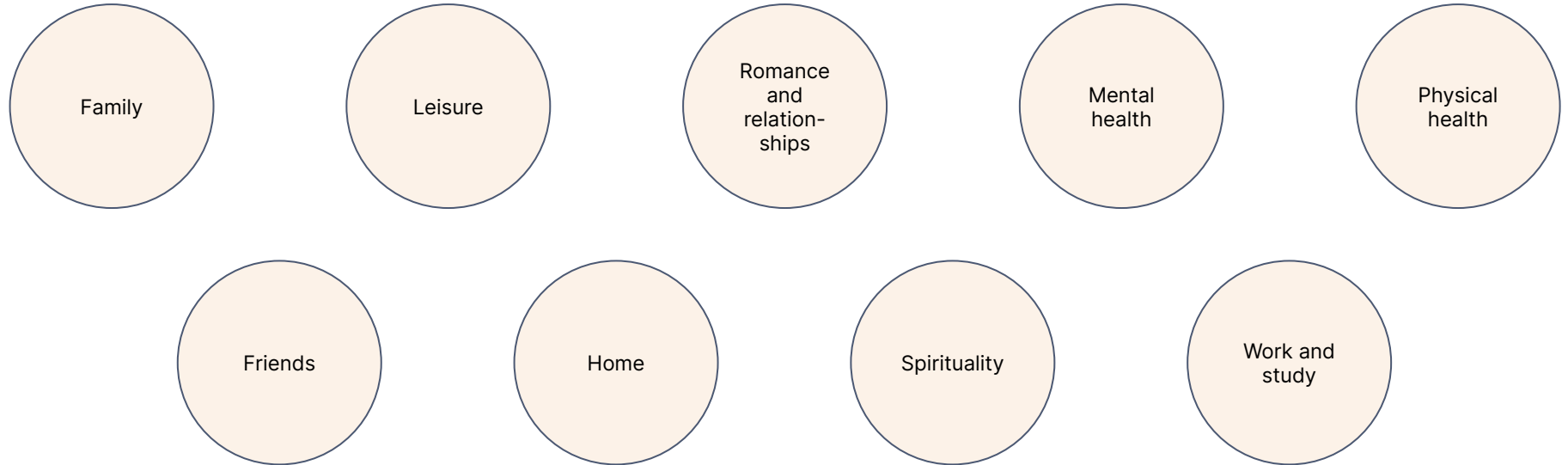
What will you be able to do if you have your ideal home that you can't do now?

What feels scary? What feels exciting?



Stage 1 should be a holistic process that considers “home” in a broad sense

A strong exploration and design process covers...



Exploration and Design is funded in 3 levels

Level 1

\$3,000 (30 hours)

Level 2

\$5,000 (50 hours)

Level 3

\$10,000 (100 hours)

ILO supports are funded in 3 levels

Level 1

Up to \$105,000 per year

Level 2

Up to \$150,000 per year

Level 3

Up to \$230,000 per year

ILO funding is only for support you require in and around your home - not transport, capacity-building or capital. It excludes community participation.

What happens in & after Stage 2?

Stage 2: Supports

Finding flatmates

Organising paid / formal supports

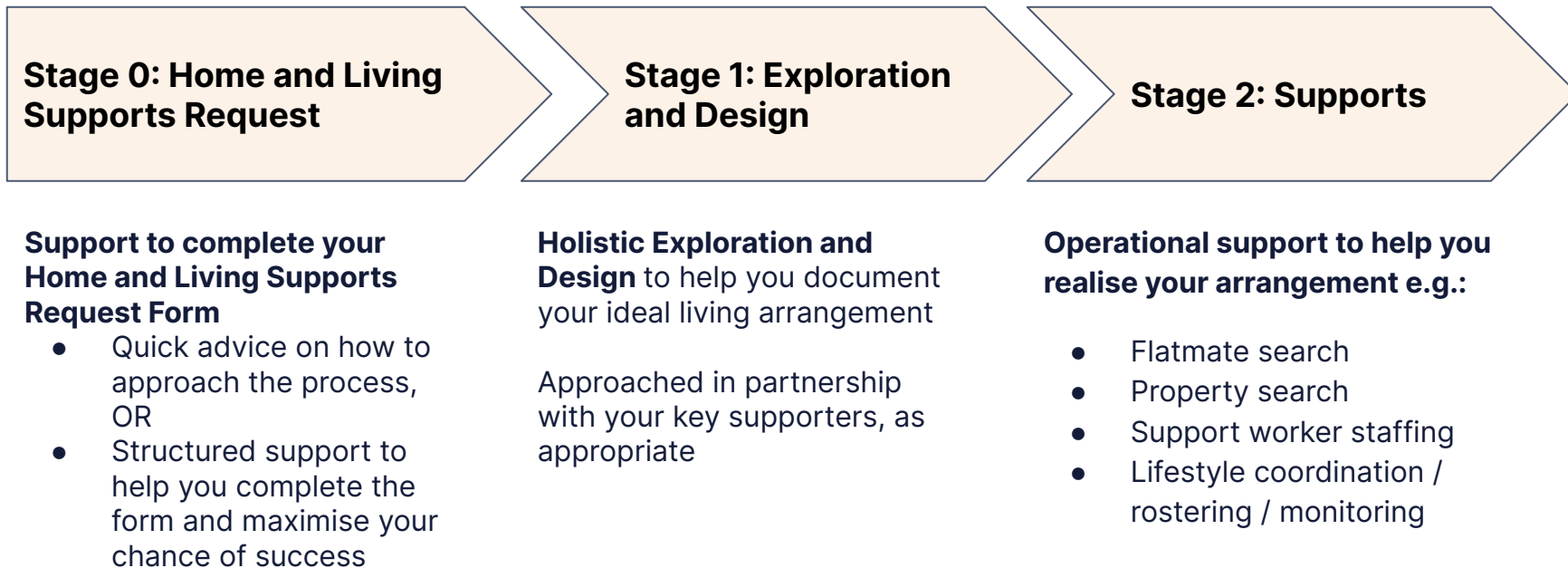
Involving informal supports appropriately

- Friends
- Family
- Neighbours / others in your network of supports

Monitoring & redesign

- Regular check-ins to ensure everything is working
- Redesign of the arrangement if things change
- Ensuring your safety at all times
- Working together with family, circle of support, allied health, support coordinator and others

The support Hireup can provide



*"I like living with Goran
(supportive flatmate) because
it's freedom"*



Questions?

Find out more and discuss your situation

Pat Neary - ILO

Pat@hireup.com.au or call 0439 255 563

Get in touch at www.hireup.com.au/ilo